

West Mercia Force Performance (April 2008 to March 2009)

This report covers West Mercia's performance against the KPIs in the 2008-09 Joint Policing Plan for the period April 2008 to March 2009 (unless where stated).

There are twenty two Key Performance Indicators that have been identified by Chief Officers as representing a cross-section of policing activity under the Four Better Outcomes. Regular monitoring of these indicators will ensure that the force remains on course to deliver on its priorities. We will formally report on these measures to our Police Authority and the Community Policing Boards on a regular basis.

The force's performance against these indicators was assessed by looking at some or all of the following:

- How the year-to-date figures compare to the same period of the previous year
- Performance against the year-to-date targets in the 2008-09 Joint Policing Plan
- Statistically significant short-term trends (over the preceding three month period)
- Statistically significant long-term trends (over the preceding twelve month period)
- The position of the force (ranked out of eight) within its Most Similar Force family using the latest iQuanta charts. In all cases a ranking of one (out of eight) represents best-in-family performance and eight (out of eight) represents worst-in-family performance.
- The position of each division (ranked out of fifteen) within its Most Similar BCU family using the latest iQuanta charts. In all cases a ranking of one (out of fifteen) represents best-in-family performance and fifteen (out of fifteen) represents worst-in-family performance.

Not all of the above are available for all indicators. For example, there may not be historical data in respect of any new indicators.

The different colours used in the boxes represent:

- Whether performance has **improved by 5%**, **improved by up to 5%**, **worsened by up to 5%** or **worsened by more than 5%** on the same period of the previous year
- Whether performance is **on-target by more than 5%**, **on target by up to 5%**, **% variance is within 5% of target** or **off-target** over the year-to-date
- Whether the force is in the **top-end** (i.e. ranked 3 or less), **middle** or **bottom-end** (i.e. ranked 6 or more) of its most-similar-group
- Whether a division is in the **top-end** (i.e. ranked 6 or less), **middle** or **bottom-end** (i.e. ranked 10 or more) of its most-similar-group
- Where a measure **does not have any comparative data**.

Following consultation with colleagues and other users across the force, there have been two important changes made in order to make it easier to differentiate between the colours. Firstly, the colour of the text for both the lighter green and the amber boxes has been changed to black. Also, for measures that have a target, an index range identifier has been added which makes it easier to see at a glance whether a measure is on or off target. These identifiers are shown on the detailed measure pages (but not the overview map) and are defined as follows:




On >5%	Greater than 5% above target
On <5%	On target but by less than 5%
Off <5%	Within 5% of reaching target
Off >5%	Greater than 5% below target


West Mercia Force Performance March 2009






For those measures with a target, the up and down arrows show whether they are above or below target, and the sideways arrow indicates that they are nearly (i.e. within 5%) on target. Measures in grey are currently under development.


[Performance versus Previous Year - Force Overview](#)

[Performance versus Target - Force Overview](#)

Domain: Satisfaction and Confidence		
P1	User Satisfaction - Percentage Satisfied with Whole Experience	
P2	User Satisfaction - Percentage Satisfied with Follow Up	
P3	Confidence in Local Police	
P4	Perception of Anti-social behaviour	
P5	Perception of Local Drug Use / Drug Dealing	

Domain: Promoting Community Safety		
P6	Anti-social behaviour Management	
P7	Assessment of PACT engagement activity including schools / youth activity	
P8	Percentage of Local Policing Actions completed in target time	

Domain: Tackling Crime		
P9	Domestic Burglary - Volumes	
P10	Domestic Burglary - Sanction Detection Rate	
P11	Serious Violence Against the Person & Sexual Offences - Volumes	
P12	Serious Violence Against the Person & Sexual Offences - Sanction Detection Rates	
P13	All Other Offences - Volumes	
P14	All Other Offences - Sanction Detection Rate	

Domain: Protecting the Public		
P15	Support National Counter Terrorist Activity by engaging in full range of national and regional terrorism policing activities	
P16	To improve our 2007 performance and support the National Asset Recovery Strategy by maximising every opportunity to confiscate assets including cash derived from criminality	
P17	Enhance our approach to the protection of vulnerable people by taking a positive approach towards dealing with domestic abuse, child abuse, hate crime and missing persons	
P18	Under the Multi Agency Public Protection Arrangements (MAPPA), exchange appropriate information with partner agencies about dangerous offenders and manage the risk they pose	
P19	Repeat Victimization - Domestic Violence Offences	
P20	Number of people killed or seriously injured in Road Traffic Collisions	

Domain: Other		
P21	Police Officer Sickness - Working Days Lost	
P22	Police Staff Sickness - Working Days Lost	

West Mercia Force Performance March 2009

Performance versus Previous Year - Force Overview

Satisfaction & Confidence		Promoting Community Safety		Tackling Crime																									
<table border="1" style="width: 100%; border-collapse: collapse;"> <tr> <td style="width: 50%; vertical-align: top;"> <table border="1" style="width: 100%; border-collapse: collapse;"> <tr> <td style="width: 20%; text-align: center; vertical-align: middle;">P1</td> <td style="background-color: #00FF00;"> User Satisfaction - Whole Experience (All Users) West Mercia Police Actual 84.9% Previous Year 83.4% </td> </tr> <tr> <td style="width: 20%; text-align: center; vertical-align: middle;">P2</td> <td style="background-color: #00FF00;"> User Satisfaction - Follow Up (All Users) West Mercia Police Actual 65.8% Previous Year 64.4% </td> </tr> </table> </td> <td style="width: 50%; vertical-align: top;"> <table border="1" style="width: 100%; border-collapse: collapse;"> <tr> <td style="width: 20%; text-align: center; vertical-align: middle;">P6</td> <td style="background-color: #00FF00;"> Anti-Social Behaviour Incidents Recorded West Mercia Police Actual 85,380 </td> </tr> <tr> <td style="width: 20%; text-align: center; vertical-align: middle;">P7</td> <td style="background-color: #00FF00;"> Assessment of PACT engagement activity </td> </tr> <tr> <td style="width: 20%; text-align: center; vertical-align: middle;">P8</td> <td style="background-color: #00FF00;"> Local Policing - Actions Completed West Mercia Police Actual 94.6% Previous Year 87.8% </td> </tr> </table> </td> </tr> </table>	<table border="1" style="width: 100%; border-collapse: collapse;"> <tr> <td style="width: 20%; text-align: center; vertical-align: middle;">P1</td> <td style="background-color: #00FF00;"> User Satisfaction - Whole Experience (All Users) West Mercia Police Actual 84.9% Previous Year 83.4% </td> </tr> <tr> <td style="width: 20%; text-align: center; vertical-align: middle;">P2</td> <td style="background-color: #00FF00;"> User Satisfaction - Follow Up (All Users) West Mercia Police Actual 65.8% Previous Year 64.4% </td> </tr> </table>	P1	User Satisfaction - Whole Experience (All Users) West Mercia Police Actual 84.9% Previous Year 83.4%	P2	User Satisfaction - Follow Up (All Users) West Mercia Police Actual 65.8% Previous Year 64.4%	<table border="1" style="width: 100%; border-collapse: collapse;"> <tr> <td style="width: 20%; text-align: center; vertical-align: middle;">P6</td> <td style="background-color: #00FF00;"> Anti-Social Behaviour Incidents Recorded West Mercia Police Actual 85,380 </td> </tr> <tr> <td style="width: 20%; text-align: center; vertical-align: middle;">P7</td> <td style="background-color: #00FF00;"> Assessment of PACT engagement activity </td> </tr> <tr> <td style="width: 20%; text-align: center; vertical-align: middle;">P8</td> <td style="background-color: #00FF00;"> Local Policing - Actions Completed West Mercia Police Actual 94.6% Previous Year 87.8% </td> </tr> </table>	P6	Anti-Social Behaviour Incidents Recorded West Mercia Police Actual 85,380	P7	Assessment of PACT engagement activity	P8	Local Policing - Actions Completed West Mercia Police Actual 94.6% Previous Year 87.8%	<table border="1" style="width: 100%; border-collapse: collapse;"> <tr> <td style="width: 33%; vertical-align: top;"> <table border="1" style="width: 100%; border-collapse: collapse;"> <tr> <td style="width: 20%; text-align: center; vertical-align: middle;">P9</td> <td style="background-color: #FF0000;"> Domestic Burglary Recorded West Mercia Police Actual 3,861 Previous Year 3,641 </td> </tr> <tr> <td style="width: 20%; text-align: center; vertical-align: middle;">P10</td> <td style="background-color: #FF0000;"> Domestic Burglary SDR West Mercia Police Actual 18.8% Previous Year 20.2% </td> </tr> </table> </td> <td style="width: 33%; vertical-align: top;"> <table border="1" style="width: 100%; border-collapse: collapse;"> <tr> <td style="width: 20%; text-align: center; vertical-align: middle;">P11</td> <td style="background-color: #FF0000;"> SVAP and SSO Recorded West Mercia Police Actual 1,750 </td> </tr> <tr> <td style="width: 20%; text-align: center; vertical-align: middle;">P12</td> <td style="background-color: #00FF00;"> SVAP and SSO SDR West Mercia Police Actual 41.3% Previous Year 35.8% </td> </tr> </table> </td> <td style="width: 33%; vertical-align: top;"> <table border="1" style="width: 100%; border-collapse: collapse;"> <tr> <td style="width: 20%; text-align: center; vertical-align: middle;">P13</td> <td style="background-color: #00FF00;"> All Other Recorded West Mercia Police Actual 63,130 Previous Year 66,053 </td> </tr> <tr> <td style="width: 20%; text-align: center; vertical-align: middle;">P14</td> <td style="background-color: #00FF00;"> All Other SDR West Mercia Police Actual 32.4% Previous Year 31.8% </td> </tr> </table> </td> </tr> </table>	<table border="1" style="width: 100%; border-collapse: collapse;"> <tr> <td style="width: 20%; text-align: center; vertical-align: middle;">P9</td> <td style="background-color: #FF0000;"> Domestic Burglary Recorded West Mercia Police Actual 3,861 Previous Year 3,641 </td> </tr> <tr> <td style="width: 20%; text-align: center; vertical-align: middle;">P10</td> <td style="background-color: #FF0000;"> Domestic Burglary SDR West Mercia Police Actual 18.8% Previous Year 20.2% </td> </tr> </table>	P9	Domestic Burglary Recorded West Mercia Police Actual 3,861 Previous Year 3,641	P10	Domestic Burglary SDR West Mercia Police Actual 18.8% Previous Year 20.2%	<table border="1" style="width: 100%; border-collapse: collapse;"> <tr> <td style="width: 20%; text-align: center; vertical-align: middle;">P11</td> <td style="background-color: #FF0000;"> SVAP and SSO Recorded West Mercia Police Actual 1,750 </td> </tr> <tr> <td style="width: 20%; text-align: center; vertical-align: middle;">P12</td> <td style="background-color: #00FF00;"> SVAP and SSO SDR West Mercia Police Actual 41.3% Previous Year 35.8% </td> </tr> </table>	P11	SVAP and SSO Recorded West Mercia Police Actual 1,750	P12	SVAP and SSO SDR West Mercia Police Actual 41.3% Previous Year 35.8%	<table border="1" style="width: 100%; border-collapse: collapse;"> <tr> <td style="width: 20%; text-align: center; vertical-align: middle;">P13</td> <td style="background-color: #00FF00;"> All Other Recorded West Mercia Police Actual 63,130 Previous Year 66,053 </td> </tr> <tr> <td style="width: 20%; text-align: center; vertical-align: middle;">P14</td> <td style="background-color: #00FF00;"> All Other SDR West Mercia Police Actual 32.4% Previous Year 31.8% </td> </tr> </table>	P13	All Other Recorded West Mercia Police Actual 63,130 Previous Year 66,053	P14	All Other SDR West Mercia Police Actual 32.4% Previous Year 31.8%	
<table border="1" style="width: 100%; border-collapse: collapse;"> <tr> <td style="width: 20%; text-align: center; vertical-align: middle;">P1</td> <td style="background-color: #00FF00;"> User Satisfaction - Whole Experience (All Users) West Mercia Police Actual 84.9% Previous Year 83.4% </td> </tr> <tr> <td style="width: 20%; text-align: center; vertical-align: middle;">P2</td> <td style="background-color: #00FF00;"> User Satisfaction - Follow Up (All Users) West Mercia Police Actual 65.8% Previous Year 64.4% </td> </tr> </table>	P1	User Satisfaction - Whole Experience (All Users) West Mercia Police Actual 84.9% Previous Year 83.4%	P2	User Satisfaction - Follow Up (All Users) West Mercia Police Actual 65.8% Previous Year 64.4%	<table border="1" style="width: 100%; border-collapse: collapse;"> <tr> <td style="width: 20%; text-align: center; vertical-align: middle;">P6</td> <td style="background-color: #00FF00;"> Anti-Social Behaviour Incidents Recorded West Mercia Police Actual 85,380 </td> </tr> <tr> <td style="width: 20%; text-align: center; vertical-align: middle;">P7</td> <td style="background-color: #00FF00;"> Assessment of PACT engagement activity </td> </tr> <tr> <td style="width: 20%; text-align: center; vertical-align: middle;">P8</td> <td style="background-color: #00FF00;"> Local Policing - Actions Completed West Mercia Police Actual 94.6% Previous Year 87.8% </td> </tr> </table>	P6	Anti-Social Behaviour Incidents Recorded West Mercia Police Actual 85,380	P7	Assessment of PACT engagement activity	P8	Local Policing - Actions Completed West Mercia Police Actual 94.6% Previous Year 87.8%																		
P1	User Satisfaction - Whole Experience (All Users) West Mercia Police Actual 84.9% Previous Year 83.4%																												
P2	User Satisfaction - Follow Up (All Users) West Mercia Police Actual 65.8% Previous Year 64.4%																												
P6	Anti-Social Behaviour Incidents Recorded West Mercia Police Actual 85,380																												
P7	Assessment of PACT engagement activity																												
P8	Local Policing - Actions Completed West Mercia Police Actual 94.6% Previous Year 87.8%																												
<table border="1" style="width: 100%; border-collapse: collapse;"> <tr> <td style="width: 20%; text-align: center; vertical-align: middle;">P9</td> <td style="background-color: #FF0000;"> Domestic Burglary Recorded West Mercia Police Actual 3,861 Previous Year 3,641 </td> </tr> <tr> <td style="width: 20%; text-align: center; vertical-align: middle;">P10</td> <td style="background-color: #FF0000;"> Domestic Burglary SDR West Mercia Police Actual 18.8% Previous Year 20.2% </td> </tr> </table>	P9	Domestic Burglary Recorded West Mercia Police Actual 3,861 Previous Year 3,641	P10	Domestic Burglary SDR West Mercia Police Actual 18.8% Previous Year 20.2%	<table border="1" style="width: 100%; border-collapse: collapse;"> <tr> <td style="width: 20%; text-align: center; vertical-align: middle;">P11</td> <td style="background-color: #FF0000;"> SVAP and SSO Recorded West Mercia Police Actual 1,750 </td> </tr> <tr> <td style="width: 20%; text-align: center; vertical-align: middle;">P12</td> <td style="background-color: #00FF00;"> SVAP and SSO SDR West Mercia Police Actual 41.3% Previous Year 35.8% </td> </tr> </table>	P11	SVAP and SSO Recorded West Mercia Police Actual 1,750	P12	SVAP and SSO SDR West Mercia Police Actual 41.3% Previous Year 35.8%	<table border="1" style="width: 100%; border-collapse: collapse;"> <tr> <td style="width: 20%; text-align: center; vertical-align: middle;">P13</td> <td style="background-color: #00FF00;"> All Other Recorded West Mercia Police Actual 63,130 Previous Year 66,053 </td> </tr> <tr> <td style="width: 20%; text-align: center; vertical-align: middle;">P14</td> <td style="background-color: #00FF00;"> All Other SDR West Mercia Police Actual 32.4% Previous Year 31.8% </td> </tr> </table>	P13	All Other Recorded West Mercia Police Actual 63,130 Previous Year 66,053	P14	All Other SDR West Mercia Police Actual 32.4% Previous Year 31.8%															
P9	Domestic Burglary Recorded West Mercia Police Actual 3,861 Previous Year 3,641																												
P10	Domestic Burglary SDR West Mercia Police Actual 18.8% Previous Year 20.2%																												
P11	SVAP and SSO Recorded West Mercia Police Actual 1,750																												
P12	SVAP and SSO SDR West Mercia Police Actual 41.3% Previous Year 35.8%																												
P13	All Other Recorded West Mercia Police Actual 63,130 Previous Year 66,053																												
P14	All Other SDR West Mercia Police Actual 32.4% Previous Year 31.8%																												
<table border="1" style="width: 100%; border-collapse: collapse;"> <tr> <td style="width: 50%; vertical-align: top;"> <table border="1" style="width: 100%; border-collapse: collapse;"> <tr> <td style="width: 20%; text-align: center; vertical-align: middle;">P3</td> <td style="background-color: #FFA500;"> BCS - Confidence in Local Police West Mercia Police Actual 50.2% Previous Year 52.5% </td> </tr> <tr> <td style="width: 20%; text-align: center; vertical-align: middle;">P4</td> <td style="background-color: #FFA500;"> BCS - Perception of Anti-Social Behaviour West Mercia Police Actual 13.8% </td> </tr> <tr> <td style="width: 20%; text-align: center; vertical-align: middle;">P5</td> <td style="background-color: #FFA500;"> BCS - Perception of Local Drug Use / Dealing West Mercia Police Actual 25.1% </td> </tr> </table> </td> <td style="width: 50%; vertical-align: top;"> <table border="1" style="width: 100%; border-collapse: collapse;"> <tr> <td style="width: 20%; text-align: center; vertical-align: middle;">P15</td> <td style="background-color: #A9A9A9;"> Counter Terrorist Activity West Mercia Police Actual 2 </td> </tr> <tr> <td style="width: 20%; text-align: center; vertical-align: middle;">P16</td> <td style="background-color: #A9A9A9;"> Asset Recovery West Mercia Police Actual 3 </td> </tr> <tr> <td style="width: 20%; text-align: center; vertical-align: middle;">P17</td> <td style="background-color: #A9A9A9;"> Enhance approach to the protection of vulnerable people </td> </tr> <tr> <td style="width: 20%; text-align: center; vertical-align: middle;">P18</td> <td style="background-color: #A9A9A9;"> Under MAPPa exchange appropriate information with Partner Agencies regarding Dangerous Offenders </td> </tr> </table> </td> </tr> </table>	<table border="1" style="width: 100%; border-collapse: collapse;"> <tr> <td style="width: 20%; text-align: center; vertical-align: middle;">P3</td> <td style="background-color: #FFA500;"> BCS - Confidence in Local Police West Mercia Police Actual 50.2% Previous Year 52.5% </td> </tr> <tr> <td style="width: 20%; text-align: center; vertical-align: middle;">P4</td> <td style="background-color: #FFA500;"> BCS - Perception of Anti-Social Behaviour West Mercia Police Actual 13.8% </td> </tr> <tr> <td style="width: 20%; text-align: center; vertical-align: middle;">P5</td> <td style="background-color: #FFA500;"> BCS - Perception of Local Drug Use / Dealing West Mercia Police Actual 25.1% </td> </tr> </table>	P3	BCS - Confidence in Local Police West Mercia Police Actual 50.2% Previous Year 52.5%	P4	BCS - Perception of Anti-Social Behaviour West Mercia Police Actual 13.8%	P5	BCS - Perception of Local Drug Use / Dealing West Mercia Police Actual 25.1%	<table border="1" style="width: 100%; border-collapse: collapse;"> <tr> <td style="width: 20%; text-align: center; vertical-align: middle;">P15</td> <td style="background-color: #A9A9A9;"> Counter Terrorist Activity West Mercia Police Actual 2 </td> </tr> <tr> <td style="width: 20%; text-align: center; vertical-align: middle;">P16</td> <td style="background-color: #A9A9A9;"> Asset Recovery West Mercia Police Actual 3 </td> </tr> <tr> <td style="width: 20%; text-align: center; vertical-align: middle;">P17</td> <td style="background-color: #A9A9A9;"> Enhance approach to the protection of vulnerable people </td> </tr> <tr> <td style="width: 20%; text-align: center; vertical-align: middle;">P18</td> <td style="background-color: #A9A9A9;"> Under MAPPa exchange appropriate information with Partner Agencies regarding Dangerous Offenders </td> </tr> </table>	P15	Counter Terrorist Activity West Mercia Police Actual 2	P16	Asset Recovery West Mercia Police Actual 3	P17	Enhance approach to the protection of vulnerable people	P18	Under MAPPa exchange appropriate information with Partner Agencies regarding Dangerous Offenders	<table border="1" style="width: 100%; border-collapse: collapse;"> <tr> <td style="width: 50%; vertical-align: top;"> <table border="1" style="width: 100%; border-collapse: collapse;"> <tr> <td style="width: 20%; text-align: center; vertical-align: middle;">P19</td> <td style="background-color: #FF0000;"> Repeat Domestic Violence Victimisation West Mercia Police Actual 23.2% Previous Year 21.2% </td> </tr> <tr> <td style="width: 20%; text-align: center; vertical-align: middle;">P20</td> <td style="background-color: #00FF00;"> RTC - Killed or Seriously Injured in... West Mercia Police Actual 471 Previous Year 559 </td> </tr> </table> </td> <td style="width: 50%; vertical-align: top;"> <table border="1" style="width: 100%; border-collapse: collapse;"> <tr> <td style="width: 50%; vertical-align: top;"> <table border="1" style="width: 100%; border-collapse: collapse;"> <tr> <td style="width: 20%; text-align: center; vertical-align: middle;">P21</td> <td style="background-color: #00FF00;"> Sickness - Working Days Lost (Police Officers) West Mercia Police Actual 3.74 Previous Year 4.47 </td> </tr> </table> </td> <td style="width: 50%; vertical-align: top;"> <table border="1" style="width: 100%; border-collapse: collapse;"> <tr> <td style="width: 20%; text-align: center; vertical-align: middle;">P22</td> <td style="background-color: #00FF00;"> Sickness - Working Days Lost (Police Staff) West Mercia Police Actual 4.26 Previous Year 4.50 </td> </tr> </table> </td> </tr> </table> </td> </tr> </table>	<table border="1" style="width: 100%; border-collapse: collapse;"> <tr> <td style="width: 20%; text-align: center; vertical-align: middle;">P19</td> <td style="background-color: #FF0000;"> Repeat Domestic Violence Victimisation West Mercia Police Actual 23.2% Previous Year 21.2% </td> </tr> <tr> <td style="width: 20%; text-align: center; vertical-align: middle;">P20</td> <td style="background-color: #00FF00;"> RTC - Killed or Seriously Injured in... West Mercia Police Actual 471 Previous Year 559 </td> </tr> </table>	P19	Repeat Domestic Violence Victimisation West Mercia Police Actual 23.2% Previous Year 21.2%	P20	RTC - Killed or Seriously Injured in... West Mercia Police Actual 471 Previous Year 559	<table border="1" style="width: 100%; border-collapse: collapse;"> <tr> <td style="width: 50%; vertical-align: top;"> <table border="1" style="width: 100%; border-collapse: collapse;"> <tr> <td style="width: 20%; text-align: center; vertical-align: middle;">P21</td> <td style="background-color: #00FF00;"> Sickness - Working Days Lost (Police Officers) West Mercia Police Actual 3.74 Previous Year 4.47 </td> </tr> </table> </td> <td style="width: 50%; vertical-align: top;"> <table border="1" style="width: 100%; border-collapse: collapse;"> <tr> <td style="width: 20%; text-align: center; vertical-align: middle;">P22</td> <td style="background-color: #00FF00;"> Sickness - Working Days Lost (Police Staff) West Mercia Police Actual 4.26 Previous Year 4.50 </td> </tr> </table> </td> </tr> </table>	<table border="1" style="width: 100%; border-collapse: collapse;"> <tr> <td style="width: 20%; text-align: center; vertical-align: middle;">P21</td> <td style="background-color: #00FF00;"> Sickness - Working Days Lost (Police Officers) West Mercia Police Actual 3.74 Previous Year 4.47 </td> </tr> </table>	P21	Sickness - Working Days Lost (Police Officers) West Mercia Police Actual 3.74 Previous Year 4.47	<table border="1" style="width: 100%; border-collapse: collapse;"> <tr> <td style="width: 20%; text-align: center; vertical-align: middle;">P22</td> <td style="background-color: #00FF00;"> Sickness - Working Days Lost (Police Staff) West Mercia Police Actual 4.26 Previous Year 4.50 </td> </tr> </table>	P22	Sickness - Working Days Lost (Police Staff) West Mercia Police Actual 4.26 Previous Year 4.50
<table border="1" style="width: 100%; border-collapse: collapse;"> <tr> <td style="width: 20%; text-align: center; vertical-align: middle;">P3</td> <td style="background-color: #FFA500;"> BCS - Confidence in Local Police West Mercia Police Actual 50.2% Previous Year 52.5% </td> </tr> <tr> <td style="width: 20%; text-align: center; vertical-align: middle;">P4</td> <td style="background-color: #FFA500;"> BCS - Perception of Anti-Social Behaviour West Mercia Police Actual 13.8% </td> </tr> <tr> <td style="width: 20%; text-align: center; vertical-align: middle;">P5</td> <td style="background-color: #FFA500;"> BCS - Perception of Local Drug Use / Dealing West Mercia Police Actual 25.1% </td> </tr> </table>	P3	BCS - Confidence in Local Police West Mercia Police Actual 50.2% Previous Year 52.5%	P4	BCS - Perception of Anti-Social Behaviour West Mercia Police Actual 13.8%	P5	BCS - Perception of Local Drug Use / Dealing West Mercia Police Actual 25.1%	<table border="1" style="width: 100%; border-collapse: collapse;"> <tr> <td style="width: 20%; text-align: center; vertical-align: middle;">P15</td> <td style="background-color: #A9A9A9;"> Counter Terrorist Activity West Mercia Police Actual 2 </td> </tr> <tr> <td style="width: 20%; text-align: center; vertical-align: middle;">P16</td> <td style="background-color: #A9A9A9;"> Asset Recovery West Mercia Police Actual 3 </td> </tr> <tr> <td style="width: 20%; text-align: center; vertical-align: middle;">P17</td> <td style="background-color: #A9A9A9;"> Enhance approach to the protection of vulnerable people </td> </tr> <tr> <td style="width: 20%; text-align: center; vertical-align: middle;">P18</td> <td style="background-color: #A9A9A9;"> Under MAPPa exchange appropriate information with Partner Agencies regarding Dangerous Offenders </td> </tr> </table>	P15	Counter Terrorist Activity West Mercia Police Actual 2	P16	Asset Recovery West Mercia Police Actual 3	P17	Enhance approach to the protection of vulnerable people	P18	Under MAPPa exchange appropriate information with Partner Agencies regarding Dangerous Offenders														
P3	BCS - Confidence in Local Police West Mercia Police Actual 50.2% Previous Year 52.5%																												
P4	BCS - Perception of Anti-Social Behaviour West Mercia Police Actual 13.8%																												
P5	BCS - Perception of Local Drug Use / Dealing West Mercia Police Actual 25.1%																												
P15	Counter Terrorist Activity West Mercia Police Actual 2																												
P16	Asset Recovery West Mercia Police Actual 3																												
P17	Enhance approach to the protection of vulnerable people																												
P18	Under MAPPa exchange appropriate information with Partner Agencies regarding Dangerous Offenders																												
<table border="1" style="width: 100%; border-collapse: collapse;"> <tr> <td style="width: 20%; text-align: center; vertical-align: middle;">P19</td> <td style="background-color: #FF0000;"> Repeat Domestic Violence Victimisation West Mercia Police Actual 23.2% Previous Year 21.2% </td> </tr> <tr> <td style="width: 20%; text-align: center; vertical-align: middle;">P20</td> <td style="background-color: #00FF00;"> RTC - Killed or Seriously Injured in... West Mercia Police Actual 471 Previous Year 559 </td> </tr> </table>	P19	Repeat Domestic Violence Victimisation West Mercia Police Actual 23.2% Previous Year 21.2%	P20	RTC - Killed or Seriously Injured in... West Mercia Police Actual 471 Previous Year 559	<table border="1" style="width: 100%; border-collapse: collapse;"> <tr> <td style="width: 50%; vertical-align: top;"> <table border="1" style="width: 100%; border-collapse: collapse;"> <tr> <td style="width: 20%; text-align: center; vertical-align: middle;">P21</td> <td style="background-color: #00FF00;"> Sickness - Working Days Lost (Police Officers) West Mercia Police Actual 3.74 Previous Year 4.47 </td> </tr> </table> </td> <td style="width: 50%; vertical-align: top;"> <table border="1" style="width: 100%; border-collapse: collapse;"> <tr> <td style="width: 20%; text-align: center; vertical-align: middle;">P22</td> <td style="background-color: #00FF00;"> Sickness - Working Days Lost (Police Staff) West Mercia Police Actual 4.26 Previous Year 4.50 </td> </tr> </table> </td> </tr> </table>	<table border="1" style="width: 100%; border-collapse: collapse;"> <tr> <td style="width: 20%; text-align: center; vertical-align: middle;">P21</td> <td style="background-color: #00FF00;"> Sickness - Working Days Lost (Police Officers) West Mercia Police Actual 3.74 Previous Year 4.47 </td> </tr> </table>	P21	Sickness - Working Days Lost (Police Officers) West Mercia Police Actual 3.74 Previous Year 4.47	<table border="1" style="width: 100%; border-collapse: collapse;"> <tr> <td style="width: 20%; text-align: center; vertical-align: middle;">P22</td> <td style="background-color: #00FF00;"> Sickness - Working Days Lost (Police Staff) West Mercia Police Actual 4.26 Previous Year 4.50 </td> </tr> </table>	P22	Sickness - Working Days Lost (Police Staff) West Mercia Police Actual 4.26 Previous Year 4.50																		
P19	Repeat Domestic Violence Victimisation West Mercia Police Actual 23.2% Previous Year 21.2%																												
P20	RTC - Killed or Seriously Injured in... West Mercia Police Actual 471 Previous Year 559																												
<table border="1" style="width: 100%; border-collapse: collapse;"> <tr> <td style="width: 20%; text-align: center; vertical-align: middle;">P21</td> <td style="background-color: #00FF00;"> Sickness - Working Days Lost (Police Officers) West Mercia Police Actual 3.74 Previous Year 4.47 </td> </tr> </table>	P21	Sickness - Working Days Lost (Police Officers) West Mercia Police Actual 3.74 Previous Year 4.47	<table border="1" style="width: 100%; border-collapse: collapse;"> <tr> <td style="width: 20%; text-align: center; vertical-align: middle;">P22</td> <td style="background-color: #00FF00;"> Sickness - Working Days Lost (Police Staff) West Mercia Police Actual 4.26 Previous Year 4.50 </td> </tr> </table>	P22	Sickness - Working Days Lost (Police Staff) West Mercia Police Actual 4.26 Previous Year 4.50																								
P21	Sickness - Working Days Lost (Police Officers) West Mercia Police Actual 3.74 Previous Year 4.47																												
P22	Sickness - Working Days Lost (Police Staff) West Mercia Police Actual 4.26 Previous Year 4.50																												

West Mercia Force Performance March 2009
Performance versus Target - Force Overview

Satisfaction & Confidence		Promoting Community Safety		Tackling Crime		
<p>P1 User Satisfaction - Whole Experience (All Users) West Mercia Police</p> <p>Actual 84.9% Target 84.0%</p>	<p>P2 User Satisfaction - Follow Up (All Users) West Mercia Police</p> <p>Actual 65.8% Target 70.0%</p>	<p>P6 Anti-Social Behaviour Incidents Recorded West Mercia Police</p> <p>Actual 85,380</p>	<p>P9 Domestic Burglary Recorded West Mercia Police</p> <p>Actual 3,861 Target 3,550</p>	<p>P11 SVAP and SSO Recorded West Mercia Police</p> <p>Actual 1,750</p>	<p>P13 All Other Recorded West Mercia Police</p> <p>Actual 63,130 Target 67,850</p>	
<p>P3 BCS - Confidence in Local Police West Mercia Police</p> <p>Actual 50.2% Target 53.0%</p>	<p>P4 BCS - Perception of Anti-Social Behaviour West Mercia Police</p> <p>Actual 13.8%</p>	<p>P7 Assessment of PACT engagement activity</p>	<p>P10 Domestic Burglary SDR West Mercia Police</p> <p>Actual 18.8% Target 21.0%</p>	<p>P12 SVAP and SSO SDR West Mercia Police</p> <p>Actual 41.3% Target 35.0%</p>	<p>P14 All Other SDR West Mercia Police</p> <p>Actual 32.4% Target 32.5%</p>	
<p>P5 BCS - Perception of Local Drug Use / Dealing West Mercia Police</p> <p>Actual 25.1%</p>	<p>P8 Local Policing - Actions Completed West Mercia Police</p> <p>Actual 94.6% Target 80.0%</p>		<p>Domestic Burglary Detections Needed West Mercia Police</p> <p>Actual 93</p>	<p>SVAP and SSO Detections Needed West Mercia Police</p> <p>Actual -110</p>	<p>All Other Detections Needed West Mercia Police</p> <p>Actual 352</p>	
Protecting The Public		Other		Data to September 2008		
<p>P15 Counter Terrorist Activity West Mercia Police</p> <p>Actual 2</p>	<p>P16 Asset Recovery West Mercia Police</p> <p>Actual 3</p>	<p>P19 Repeat Domestic Violence Victimisation West Mercia Police</p> <p>Actual 23.2%</p>	<p>P21 Sickness - Working Days Lost (Police Officers) West Mercia Police</p> <p>Actual 3.74 Target 4.50</p>	<p>P22 Sickness - Working Days Lost (Police Staff) West Mercia Police</p> <p>Actual 4.26 Target 4.50</p>		
<p>P17 Enhance approach to the protection of vulnerable people</p>	<p>P18 Under MAPPA exchange appropriate information with Partner Agencies regarding Dangerous Offenders</p>	<p>P20 RTC - Killed or Seriously Injured in... West Mercia Police</p> <p>Actual 471 Target 733</p>				

West Mercia Force Performance March 2009

Domain: Satisfaction and Confidence

P1	User Satisfaction - Percentage Satisfied with Whole Experience
-----------	---

Data shown below for this measure is for a rolling 12 months

	Force	South Worcs	North Worcs	Herefordshire	Shropshire	Telford
Previous	User Satisfaction - Whole Experience (All Users) West Mercia Police Actual 84.9% Previous Year 83.4%	User Satisfaction - Whole Experience (All Users) South Worcs Actual 83.1% Previous Year 82.8%	User Satisfaction - Whole Experience (All Users) North Worcs Actual 85.9% Previous Year 83.7%	User Satisfaction - Whole Experience (All Users) Herefordshire Actual 85.0% Previous Year 84.9%	User Satisfaction - Whole Experience (All Users) Shropshire Actual 85.0% Previous Year 83.0%	User Satisfaction - Whole Experience (All Users) Telford & Wrekin Actual 85.5% Previous Year 83.7%
	User Satisfaction - Whole Experience (All Users) West Mercia Police Index Range On <5% Actual 84.9% Target 84.0%	User Satisfaction - Whole Experience (All Users) South Worcs Index Range Off <5% Actual 83.1% Target 84.0%	User Satisfaction - Whole Experience (All Users) North Worcs Index Range On <5% Actual 85.9% Target 84.0%	User Satisfaction - Whole Experience (All Users) Herefordshire Index Range On <5% Actual 85.0% Target 84.0%	User Satisfaction - Whole Experience (All Users) Shropshire Index Range On <5% Actual 85.0% Target 84.0%	User Satisfaction - Whole Experience (All Users) Telford & Wrekin Index Range On <5% Actual 85.5% Target 84.0%
Target	iQuanta Force Position Whole Experience (All Users) West Mercia Police Actual 1	iQuanta BCU Position Whole Experience (All Users) South Worcs Actual 6	iQuanta BCU Position Whole Experience (All Users) North Worcs Actual 4	iQuanta BCU Position Whole Experience (All Users) Herefordshire Actual 1	iQuanta BCU Position Whole Experience (All Users) Shropshire Actual 4	iQuanta BCU Position Whole Experience (All Users) Telford & Wrekin Actual 3

P2	User Satisfaction – Percentage Satisfied with Follow Up
-----------	--

Data shown below for this measure is for a rolling 12 months

	Force	South Worcs	North Worcs	Herefordshire	Shropshire	Telford
Previous	User Satisfaction - Follow Up (All Users) West Mercia Police Actual 65.8% Previous Year 64.4%	User Satisfaction - Follow Up (All Users) South Worcs Actual 62.8% Previous Year 64.4%	User Satisfaction - Follow Up (All Users) North Worcs Actual 68.5% Previous Year 64.6%	User Satisfaction - Follow Up (All Users) Herefordshire Actual 62.3% Previous Year 69.0%	User Satisfaction - Follow Up (All Users) Shropshire Actual 65.6% Previous Year 62.3%	User Satisfaction - Follow Up (All Users) Telford & Wrekin Actual 69.6% Previous Year 63.9%
	User Satisfaction - Follow Up (All Users) West Mercia Police Index Range Off >5% Actual 65.8% Target 70.0%	User Satisfaction - Follow Up (All Users) South Worcs Index Range Off >5% Actual 62.8% Target 70.0%	User Satisfaction - Follow Up (All Users) North Worcs Index Range Off <5% Actual 68.5% Target 70.0%	User Satisfaction - Follow Up (All Users) Herefordshire Index Range Off >5% Actual 62.3% Target 70.0%	User Satisfaction - Follow Up (All Users) Shropshire Index Range Off >5% Actual 65.6% Target 70.0%	User Satisfaction - Follow Up (All Users) Telford & Wrekin Index Range Off <5% Actual 69.6% Target 70.0%
Target	iQuanta Force Position Follow Up (All Users) West Mercia Police Actual 5	iQuanta BCU Position Follow Up (All Users) South Worcs Actual 9	iQuanta BCU Position Follow Up (All Users) North Worcs Actual 12	iQuanta BCU Position Follow Up (All Users) Herefordshire Actual 5	iQuanta BCU Position Follow Up (All Users) Shropshire Actual 9	iQuanta BCU Position Follow Up (All Users) Telford & Wrekin Actual 7

West Mercia Force Performance March 2009

Domain: Satisfaction and Confidence

P3 Confidence in Local Police

Data shown below for this measure is for the 12 months to 31 December 2008

Force	
Previous	BCS - Confidence in Local Police West Mercia Police
	Actual 50.2%
	Previous Year 51.2%
Target	BCS - Confidence in Local Police West Mercia Police
	Actual 50.2%
	Target 53.0%
iQuanta	iQuanta Force Position Confidence in Local Pol... West Mercia Police
	Actual 6

P4 Perception of Anti-social behaviour

Data shown below for this measure is for the 12 months to 31 December 2008

Force	
Previous	BCS - Perception of Anti-Social Behaviour West Mercia Police
	Actual 13.8%
	Previous Year 14.1%
iQuanta	iQuanta Force Position Perception of ASB (BCS) West Mercia Police
	Actual 6

P5 Perception of Local Drug Use / Drug Dealing

Data shown below for this measure is for the 12 months to 31 December 2008

Force	
Previous	BCS - Perception of Local Drug Use / Dealing West Mercia Police
	Actual 25.1%
	Previous Year 25.3%
iQuanta	iQuanta Force Position Perception of LocalDru... West Mercia Police
	Actual 7

West Mercia Force Performance March 2009

Domain: Promoting Community Safety

P6 Anti-social behaviour Management

The data shown below for this measure is for Quarter 4 of 2008-09

	Force	South Worcs	North Worcs	Hereford	Shrops	Telford & Wrekin
Total ASB Incidents	20,159	4,482	4,897	2,813	4,285	3,682
Total ASB Interventions	2,413	555	1026	292	272	268
Total per 1000 ASB Incidents	120	124	210	104	63	73
Advice and Formal Letter	2,247	511	971	286	263	216
% of all interventions	93.1%	92.1%	94.6%	97.9%	96.7%	80.6%
Formal letter and Visit	108	38	25	5	6	34
% of all interventions	4.5%	6.8%	2.4%	1.7%	2.2%	12.7%
Acceptable Behaviour Contract	53	4	28	1	2	18
% of all interventions	2.2%	0.7%	2.7%	0.3%	0.7%	6.7%
ASBOs	Number of new orders	5	2	2	0	1
	% of all interventions	0.2%	0.4%	0.2%	0.0%	0.4%
	Number of orders expiring	10	9	0	0	0
	Orders active at end of period	53	21	9	6	13
CRASBOs	Number of new orders	20	6	0	5	5
	Number of orders expiring	14	1	4	4	3
	Orders active at end of period	183	34	33	38	55
Section 30 Orders	Number of new orders	1	0	1	0	0
	Number of orders expiring	0	0	0	0	0
	Orders active at end of period	1	0	1	0	0
No of offences in breach of ASBO	57	30	10	4	9	4
Anti-Social Behaviour - Vehicle Related	2793	717	754	346	483	493
Section 59 Orders	Number of notices issued	87	19	21	4	6
	per 1000 vehicle related Incidents	31.1	26.5	27.9	11.6	12.4
	Number of seizures	7	0	0	0	7
	per 1000 vehicle related Incidents	2.5	0.0	0.0	0.0	14.5

P7 Assessment of PACT engagement activity including schools / youth activity

Data shown below for this measure is for Quarter 2 of 2008-09. There is no milestone for Quarter 3 so the next reporting will be for Quarter 4.

Force	South Worcs	North Worcs	Herefordshire	Shropshire	Telford
PACT Engagement Activity West Mercia Police	PACT Engagement Activity South Worcs	PACT Engagement Activity North Worcs	PACT Engagement Activity Herefordshire	PACT Engagement Activity Shropshire	PACT Engagement Activity Telford & Wrekin
Actual 2	Actual 2	Actual 2	Actual 2	Actual 2	Actual 2

Data is sourced from the Local Policing Department and input on a quarterly basis. The colours represent a grading (numerical scores are in brackets) of **Excellent (1)**, **Good (2)**, **Fair (3)** or **Poor (4)**.

West Mercia Force Performance March 2009

Domain: Promoting Community Safety

P8	Percentage of Local Policing Actions completed in target time
-----------	--

	Force	South Worcs	North Worcs	Herefordshire	Shropshire	Telford
Previous	Local Policing - Actions Completed West Mercia Police Actual 94.6% Previous Year 87.8%	Local Policing - Actions Completed South Worcs Actual 95.8% Previous Year 79.5%	Local Policing - Actions Completed North Worcs Actual 99.7% Previous Year 89.7%	Local Policing - Actions Completed Herefordshire Actual 95.4% Previous Year 80.2%	Local Policing - Actions Completed Shropshire Actual 89.3% Previous Year 84.6%	Local Policing - Actions Completed Telford & Wrekin Actual 94.8% Previous Year 94.7%
	Target	Local Policing - Actions Completed West Mercia Police Index Range On >5% Actual 94.6% Target 80.0%	Local Policing - Actions Completed South Worcs Index Range On >5% Actual 95.8% Target 80.0%	Local Policing - Actions Completed North Worcs Index Range On >5% Actual 99.7% Target 80.0%	Local Policing - Actions Completed Herefordshire Index Range On >5% Actual 95.4% Target 80.0%	Local Policing - Actions Completed Shropshire Index Range On >5% Actual 89.3% Target 80.0%

West Mercia Force Performance March 2009

Domain: Tackling Crime

P9 Domestic Burglary - Volumes

	Force	South Worcs	North Worcs	Herefordshire	Shropshire	Telford
Previous	Domestic Burglary Recorded West Mercia Police	Domestic Burglary Recorded South Worcs	Domestic Burglary Recorded North Worcs	Domestic Burglary Recorded Herefordshire	Domestic Burglary Recorded Shropshire	Domestic Burglary Recorded Telford & Wrekin
	Actual 3,864 Previous Year 3,641	Actual 967 Previous Year 795	Actual 1,150 Previous Year 1,077	Actual 329 Previous Year 291	Actual 688 Previous Year 650	Actual 727 Previous Year 828
	Domestic Burglary Recorded West Mercia Police	Domestic Burglary Recorded South Worcs	Domestic Burglary Recorded North Worcs	Domestic Burglary Recorded Herefordshire	Domestic Burglary Recorded Shropshire	Domestic Burglary Recorded Telford & Wrekin
Target	Index Range Off >5% Actual 3,864 Target 3,550	Index Range Off >5% Actual 967 Target 800	Index Range Off >5% Actual 1,150 Target 1,000	Index Range Off <5% Actual 329 Target 320	Index Range Off <5% Actual 688 Target 680	Index Range On <5% Actual 727 Target 750
	iQuanta Force Position Domestic Burglary West Mercia Police	iQuanta BCU Position Domestic Burglary South Worcs	iQuanta BCU Position Domestic Burglary North Worcs	iQuanta BCU Position Domestic Burglary Herefordshire	iQuanta BCU Position Domestic Burglary Shropshire	iQuanta BCU Position Domestic Burglary Telford & Wrekin
	Actual 5	Actual 9	Actual 14	Actual 4	Actual 4	Actual 6

P10 Domestic Burglary - Sanction Detection Rate

	Force	South Worcs	North Worcs	Herefordshire	Shropshire	Telford
Previous	Domestic Burglary SDR West Mercia Police	Domestic Burglary SDR South Worcs	Domestic Burglary SDR North Worcs	Domestic Burglary SDR Herefordshire	Domestic Burglary SDR Shropshire	Domestic Burglary SDR Telford & Wrekin
	Actual 18.8% Previous Year 20.2%	Actual 17.7% Previous Year 15.6%	Actual 15.5% Previous Year 15.1%	Actual 14.9% Previous Year 12.7%	Actual 21.8% Previous Year 27.5%	Actual 24.5% Previous Year 27.9%
	Domestic Burglary SDR West Mercia Police	Domestic Burglary SDR South Worcs	Domestic Burglary SDR North Worcs	Domestic Burglary SDR Herefordshire	Domestic Burglary SDR Shropshire	Domestic Burglary SDR Telford & Wrekin
Target	Index Range Off >5% Actual 18.8% Target 21.0%	Index Range Off >5% Actual 17.7% Target 20.0%	Index Range Off >5% Actual 15.5% Target 20.0%	Index Range Off >5% Actual 14.9% Target 20.0%	Index Range Off >5% Actual 21.8% Target 23.0%	Index Range On >5% Actual 24.5% Target 23.0%
	Domestic Burglary Detections Needed West Mercia Police	Domestic Burglary Detections Needed South Worcs	Domestic Burglary Detections Needed North Worcs	Domestic Burglary Detections Needed Herefordshire	Domestic Burglary Detections Needed Shropshire	Domestic Burglary Detections Needed Telford & Wrekin
	Actual 93	Actual 22	Actual 52	Actual 17	Actual 8	Actual -11
iQuanta	iQuanta Force Position Domestic Burglary West Mercia Police	iQuanta BCU Position Domestic Burglary SDR South Worcs	iQuanta BCU Position Domestic Burglary SDR North Worcs	iQuanta BCU Position Domestic Burglary SDR Herefordshire	iQuanta BCU Position Domestic Burglary SDR Shropshire	iQuanta BCU Position Domestic Burglary SDR Telford & Wrekin
	Actual 3	Actual 6	Actual 12	Actual 10	Actual 4	Actual 2

West Mercia Force Performance March 2009

Domain: Tackling Crime

P11 Serious Violence Against the Person & Sexual Offences - Volumes

	Force	South Worcs	North Worcs	Herefordshire	Shropshire	Telford
Actual	SVAP and SSO Recorded West Mercia Police Actual 1,750	SVAP and SSO Recorded South Worcs Actual 417	SVAP and SSO Recorded North Worcs Actual 396	SVAP and SSO Recorded Herefordshire Actual 287	SVAP and SSO Recorded Shropshire Actual 334	SVAP and SSO Recorded Telford & Wrekin Actual 316
	SVAP and SSO Recorded West Mercia Police Actual 1,750 Previous Year 1,180	SVAP and SSO Recorded South Worcs Actual 417 Previous Year 228	SVAP and SSO Recorded North Worcs Actual 396 Previous Year 269	SVAP and SSO Recorded Herefordshire Actual 287 Previous Year 189	SVAP and SSO Recorded Shropshire Actual 334 Previous Year 245	SVAP and SSO Recorded Telford & Wrekin Actual 316 Previous Year 249

P12 Serious Violence Against the Person & Sexual Offences - Sanction Detection Rates

	Force	South Worcs	North Worcs	Herefordshire	Shropshire	Telford
Previous	SVAP and SSO SDR West Mercia Police Actual 41.3% Previous Year 35.8%	SVAP and SSO SDR South Worcs Actual 40.8% Previous Year 39.5%	SVAP and SSO SDR North Worcs Actual 39.6% Previous Year 34.6%	SVAP and SSO SDR Herefordshire Actual 47.7% Previous Year 37.0%	SVAP and SSO SDR Shropshire Actual 45.2% Previous Year 36.3%	SVAP and SSO SDR Telford & Wrekin Actual 33.9% Previous Year 32.5%
	SVAP and SSO SDR West Mercia Police Index Range On >5% Actual 41.3% Target 35.0%	SVAP and SSO SDR South Worcs Index Range On >5% Actual 40.8% Target 35.0%	SVAP and SSO SDR North Worcs Index Range On >5% Actual 39.6% Target 35.0%	SVAP and SSO SDR Herefordshire Index Range On >5% Actual 47.7% Target 35.0%	SVAP and SSO SDR Shropshire Index Range On >5% Actual 45.2% Target 35.0%	SVAP and SSO SDR Telford & Wrekin Index Range Off <5% Actual 33.9% Target 35.0%
Target	SVAP and SSO Detections Needed West Mercia Police Actual -110	SVAP and SSO Detections Needed South Worcs Actual -24	SVAP and SSO Detections Needed North Worcs Actual -18	SVAP and SSO Detections Needed Herefordshire Actual -37	SVAP and SSO Detections Needed Shropshire Actual -34	SVAP and SSO Detections Needed Telford & Wrekin Actual 4

West Mercia Force Performance March 2009

Domain: Tackling Crime

P13 All Other Offences - Volumes

	Force	South Worcs	North Worcs	Herefordshire	Shropshire	Telford
Previous	All Other Recorded West Mercia Police	All Other Recorded South Worcs	All Other Recorded North Worcs	All Other Recorded Herefordshire	All Other Recorded Shropshire	All Other Recorded Telford & Wrekin
	Actual 63,130 Previous Year 66,053	Actual 14,636 Previous Year 15,210	Actual 15,460 Previous Year 15,700	Actual 8,914 Previous Year 9,774	Actual 13,470 Previous Year 13,895	Actual 10,650 Previous Year 11,474
	All Other Recorded West Mercia Police	All Other Recorded South Worcs	All Other Recorded North Worcs	All Other Recorded Herefordshire	All Other Recorded Shropshire	All Other Recorded Telford & Wrekin
Target	Index Range On >5% Actual 63,130 Target 67,850	Index Range On >5% Actual 14,636 Target 16,000	Index Range On <5% Actual 15,460 Target 15,950	Index Range On >5% Actual 8,914 Target 10,250	Index Range On <5% Actual 13,470 Target 14,100	Index Range On >5% Actual 10,650 Target 11,550

P14 All Other Offences - Sanction Detection Rate

	Force	South Worcs	North Worcs	Herefordshire	Shropshire	Telford
Previous	All Other SDR West Mercia Police	All Other SDR South Worcs	All Other SDR North Worcs	All Other SDR Herefordshire	All Other SDR Shropshire	All Other SDR Telford & Wrekin
	Actual 32.4% Previous Year 31.8%	Actual 33.0% Previous Year 32.2%	Actual 30.4% Previous Year 33.0%	Actual 34.6% Previous Year 34.2%	Actual 33.8% Previous Year 31.1%	Actual 31.1% Previous Year 28.2%
	All Other SDR West Mercia Police	All Other SDR South Worcs	All Other SDR North Worcs	All Other SDR Herefordshire	All Other SDR Shropshire	All Other SDR Telford & Wrekin
Target	Index Range Off <5% Actual 32.4% Target 32.5%	Index Range On <5% Actual 33.0% Target 32.5%	Index Range Off >5% Actual 30.4% Target 32.5%	Index Range On >5% Actual 34.6% Target 32.5%	Index Range On <5% Actual 33.8% Target 32.5%	Index Range Off <5% Actual 31.1% Target 32.5%
	All Other Detections Needed West Mercia Police	All Other Detections Needed South Worcs	All Other Detections Needed North Worcs	All Other Detections Needed Herefordshire	All Other Detections Needed Shropshire	All Other Detections Needed Telford & Wrekin
	Actual 352	Actual -71	Actual 317	Actual -184	Actual -173	Actual 414

West Mercia Force Performance March 2009

Domain: Protecting the Public

P15 Support National Counter Terrorist Activity by engaging in full range of national and regional terrorism policing activities

Data shown below is for Quarter 2 of 2008-09

Force

Counter Terrorist Activity
West Mercia Police
Actual 2

This is a new indicator for the newsletter and the comparison shown is against the previous year. Data is input on a quarterly basis and is sourced from the Force Crime Squad. The colours represent a grading (numerical scores are in brackets) of **Excellent (1)**, **Good (2)**, **Fair (3)** or **Poor (4)**.

P16 To improve our 2007 performance and support the National Asset Recovery Strategy by maximising every opportunity to confiscate assets including cash derived from criminality

Data shown below is for the whole of 2008-09

Force	South Worcs	North Worcs	Herefordshire	Shropshire	Telford	HQ
Asset Recovery West Mercia Police	Asset Recovery South Worcs	Asset Recovery North Worcs	Asset Recovery Herefordshire	Asset Recovery Shropshire	Asset Recovery Telford & Wrekin	Asset Recovery HQ
Actual 3	Actual 3	Actual 3	Actual 4	Actual 2	Actual 4	Actual 4

This is a new indicator for the newsletter and the comparison shown is against the previous year. Data is input on a quarterly basis, sourced from the Economic Crime Unit and covers the five divisions and HQ. The colours represent a grading (numerical scores are in brackets) of **Excellent (1)**, **Good (2)**, **Fair (3)** or **Poor (4)**.

P17 Enhance our approach to the protection of vulnerable people by taking a positive approach towards dealing with domestic abuse, child abuse, hate crime and missing persons

P18 Under the Multi Agency Public Protection Arrangements (MAPPA), exchange appropriate information with partner agencies about dangerous offenders and manage the risk they pose

P19 Repeat Victimisation - Domestic Violence Offences

Force	South Worcs	North Worcs	Herefordshire	Shropshire	Telford
Repeat Domestic Violence Victimisation Rate (NI32) West Mercia Police	Repeat Domestic Violence Victimisation Rate (NI32) South Worcs	Repeat Domestic Violence Victimisation Rate (NI32) North Worcs	Repeat Domestic Violence Victimisation Rate (NI32) Herefordshire	Repeat Domestic Violence Victimisation Rate (NI32) Shropshire	Repeat Domestic Violence Victimisation Rate (NI32) Telford & Wrekin
Actual 23.2%	Actual 22.6%	Actual 24.1%	Actual 21.7%	Actual 24.2%	Actual 22.8%

West Mercia Force Performance March 2009

P20	Number of people killed or seriously injured in Road Traffic Collisions
------------	--

Data shown below for this measure is for the period April 2008 to February 2009

	Force	South Worcs	North Worcs	Herefordshire	Shropshire	Telford
Previous	RTC - Killed or Seriously Injured in RTCs (NI47) West Mercia Police Actual 471 Previous Year 559	RTC - Killed or Seriously Injured in RTCs (NI47) South Worcs Actual 109 Previous Year 134	RTC - Killed or Seriously Injured in RTCs (NI47) North Worcs Actual 92 Previous Year 100	RTC - Killed or Seriously Injured in RTCs (NI47) Herefordshire Actual 82 Previous Year 120	RTC - Killed or Seriously Injured in RTCs (NI47) Shropshire Actual 131 Previous Year 150	RTC - Killed or Seriously Injured in RTCs (NI47) Telford & Wrekin Actual 39 Previous Year 46
	RTC - Killed or Seriously Injured in RTCs (NI47) West Mercia Police Index Range On >5% Actual 471 Target 733	RTC - Killed or Seriously Injured in RTCs (NI47) South Worcs Index Range On >5% Actual 109 Target 156	RTC - Killed or Seriously Injured in RTCs (NI47) North Worcs Index Range On >5% Actual 92 Target 117	RTC - Killed or Seriously Injured in RTCs (NI47) Herefordshire Index Range On >5% Actual 82 Target 142	RTC - Killed or Seriously Injured in RTCs (NI47) Shropshire Index Range On >5% Actual 131 Target 212	RTC - Killed or Seriously Injured in RTCs (NI47) Telford & Wrekin Index Range On >5% Actual 39 Target 79
HQ*						
Previous	RTC - Killed or Seriously Injured in RTCs (NI47) HQ Actual 18 Previous Year 9					
Target	RTC - Killed or Seriously Injured in RTCs (NI47) HQ Index Range On >5% Actual 18 Target 28					

*Data for HQ refers to casualties involved in road traffic collisions on the motorway network.

West Mercia Force Performance March 2009

Domain: Other

P21 Police Officer Sickness - Working Days Lost

Data shown below for this measure is for the period April to September 2008

	Force	South Worcs	North Worcs	Herefordshire	Shropshire	Telford	HQ
Previous	West Mercia Police	South Worcs	North Worcs	Herefordshire	Shropshire	Telford & Wrekin	HQ
	Actual 3.74	Actual 2.53	Actual 3.43	Actual 5.32	Actual 4.25	Actual 3.79	Actual 3.70
	Previous Year 4.47	Previous Year 3.39	Previous Year 5.16	Previous Year 5.41	Previous Year 5.68	Previous Year 4.07	Previous Year 3.55
Target	West Mercia Police	South Worcs	North Worcs	Herefordshire	Shropshire	Telford & Wrekin	HQ
	Index Range On >5%	Index Range On >5%	Index Range On >5%	Index Range Off >5%	Index Range On >5%	Index Range On >5%	Index Range On >5%
	Actual 3.74	Actual 2.53	Actual 3.43	Actual 5.32	Actual 4.25	Actual 3.79	Actual 3.70
	Target 4.50	Target 4.74	Target 4.74	Target 4.74	Target 4.74	Target 4.74	Target 3.94

P22 Police Staff Sickness - Working Days Lost

Data shown below for this measure is for the period April to September 2008

	Force	South Worcs	North Worcs	Herefordshire	Shropshire	Telford	HQ
Previous	West Mercia Police	South Worcs	North Worcs	Herefordshire	Shropshire	Telford & Wrekin	HQ
	Actual 4.26	Actual 3.00	Actual 5.46	Actual 4.48	Actual 4.42	Actual 7.24	Actual 3.96
	Previous Year 4.50	Previous Year 3.17	Previous Year 4.46	Previous Year 5.86	Previous Year 3.21	Previous Year 4.92	Previous Year 4.73
Target	West Mercia Police	South Worcs	North Worcs	Herefordshire	Shropshire	Telford & Wrekin	HQ
	Index Range On >5%	Index Range On >5%	Index Range Off >5%	Index Range On >5%	Index Range On >5%	Index Range Off >5%	Index Range Off >5%
	Actual 4.26	Actual 3.00	Actual 5.46	Actual 4.48	Actual 4.42	Actual 7.24	Actual 3.96
	Target 4.50	Target 4.74	Target 4.74	Target 4.74	Target 4.74	Target 4.74	Target 3.68

West Mercia Force Performance March 2009

Local Authority Agreement Performance

An overview of Local Authority Agreement (LAA) performance against target is shown here for the first time. Data is shown, where available, for Divisions where the relevant local authority has set a target against a National Indicator (NI). It should be noted that not all local authorities have set targets against particular indicators. For example, NI 32 only has a target against it for Telford & Wrekin. NI 17 and NI 21 are part of the Place Survey and information for these will not be available until next year.

Actual vs. LAA 31/03/2009

Measure (Location)	South Worce				North Worce				Herefordshire				Shropshire				Telford & Wrekin			
	Actual	LAA	Variance	% Variance	Actual	LAA	Variance	% Variance	Actual	LAA	Variance	% Variance	Actual	LAA	Variance	% Variance	Actual	LAA	Variance	% Variance
Less Serious Injury Assaults Recorded (NI20)	1,447	1,784	337	18.9%	1,790	2,153	363	16.9%					1,267	1,540	253	16.4%	1,194	1,498	304	20.3%
RTC - Killed or Seriously Injured In RTCs (NI47)									62	76	(16)	(8.3%)	131	98	(33)	(33.1%)				
Serious Acquisitive Crime Recorded (NI16)													2,275	2,493	218	8.7%	2,213	2,690	477	17.7%
Perception of Anti-Social Behaviour (NI17)	--	--	--	--	--	--	--	--	--	--	--	--	--	--	--	--	--	--	--	--
Dealing with Local Concerns about ASB and Crime (NI21)	--	--	--	--	--	--	--	--	--	--	--	--	--	--	--	--	--	--	--	--
Repeat Domestic Violence Victimization Rate (NI32)																	22.8%	--	--	--